



**■ Features**

- Universal AC input / Full range
- 2 pole AC inlet IEC320-C8
- Built-in active PFC function, PF>0.93
- High efficiency up to 91.5%
- Low leakage current <100 $\mu$ A
- Protections: Short circuit / Overload / Over voltage / Over temperature
- Fully enclosed plastic case
- Medical safety approved (2 $\times$ MOPP between primary to secondary)
- Class II power (without earth pin)
- LED indicator for power on
- No load power consumption<0.15W
- ErP step2 compliant (level V)
- Meet EISA 2007 (Energy Independence and Security Act)
- 100% full load burn-in test
- 3 years warranty

**■ Applications**

- Mobile clinical workstation
- Oral irrigator
- Portable hemodialysis machine
- Breath Machine
- Medical computer monitor

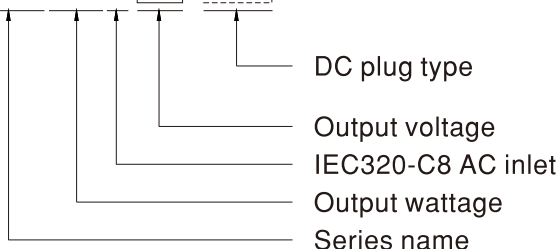
**■ Description**

GSM120B is a highly reliable, 120W single-output green medical adaptor series. This product is equipped with a 2-pin (no FG) standard IEC320-C8 power plug, adopting the input range from 80VAC to 264VAC. The entire series supplies different output voltages between 12VDC and 48VDC that can satisfy the demands for various kinds of medical electrical devices. The circuitry design meets the international medical standards (2 $\times$ MOPP), having an ultra low leakage current (<100 $\mu$ A), fitting the medical devices in direct electrical contact with the patients.

With the efficiency up to 91.5% and the extremely low no-load power consumption below 0.15W, the design of GSM120B observes the latest energy regulation (Level V); the supreme feature allows the adaptor to save the energy when it is either under the operating mode or the standby mode. The entire series utilizes the 94V-0 flame retardant plastic case, providing the double insulation that effectively prevents electrical shock. GSM120B is approved with the international medical safety certificates.

**■ Model Encoding**

**GSM120B 12 -R7B**

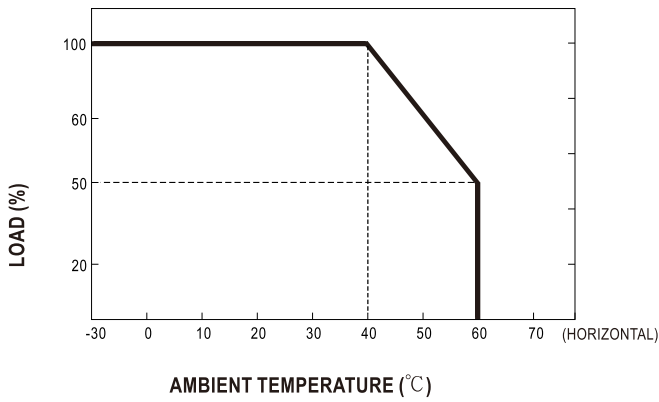




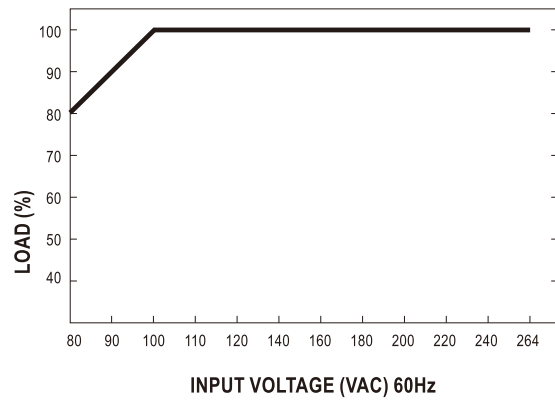
**SPECIFICATION**

ORDER NO.	GSM120B12-R7B	GSM120B15-R7B	GSM120B20-R7B	GSM120B24-R7B	GSM120B48-R7B	
OUTPUT	SAFETY MODEL NO.	GSM120B12	GSM120B15	GSM120B20	GSM120B24	GSM120B48
	DC VOLTAGE <span style="float:right">Note.2</span>	12V	15V	20V	24V	48V
	RATED CURRENT	8.5A	7A	6A	5A	2.5A
	CURRENT RANGE	0 ~ 8.5A	0 ~ 7A	0 ~ 6A	0 ~ 5A	0 ~ 2.5A
	RATED POWER (max.)	102W	105W	120W	120W	120W
	RIPPLE & NOISE (max.) <span style="float:right">Note.3</span>	120mVp-p	150mVp-p	180mVp-p	200mVp-p	240mVp-p
	VOLTAGE TOLERANCE <span style="float:right">Note.4</span>	±5.0%	±5.0%	±5.0%	±3.0%	±2.5%
	LINE REGULATION <span style="float:right">Note.5</span>	±1.0%	±1.0%	±1.0%	±1.0%	±1.0%
	LOAD REGULATION	±5.0%	±5.0%	±4.0%	±3.0%	±2.5%
	SETUP, RISE TIME <span style="float:right">Note.6</span>	1500ms, 30ms / 230VAC      2000ms, 30ms / 115VAC at full load				
HOLD UP TIME (Typ.)	20ms / 230VAC      20ms / 115VAC at full load					
INPUT	VOLTAGE RANGE	80 ~ 264VAC    113 ~ 370VDC				
	FREQUENCY RANGE	47 ~ 63Hz				
	POWER FACTOR (Typ.)	PF>0.93 / 230VAC    PF>0.97 / 115VAC at full load				
	EFFICIENCY (Typ.)	88%	89%	89%	90%	91.5%
	AC CURRENT (Typ.)	1.4A / 115VAC    0.7A / 230VAC				
	INRUSH CURRENT (Typ.)	35A / 115VAC    70A / 230VAC				
	LEAKAGE CURRENT(max.)	Touch current < 100 $\mu$ A/264VAC				
PROTECTION	OVERLOAD	105 ~ 160% rated output power Protection type : Hiccup mode, recovers automatically after fault condition is removed				
	OVER VOLTAGE	105 ~ 135% rated output voltage Protection type : Shut down o/p voltage, re-power on to recover				
	OVER TEMPERATURE	Shut down o/p voltage, re-power on to recover				
ENVIRONMENT	WORKING TEMP.	-30 ~ +60°C (Refer to "Derating Curve")				
	WORKING HUMIDITY	20% ~ 90% RH non-condensing				
	STORAGE TEMP., HUMIDITY	-40 ~ +85°C, 10 ~ 95% RH				
	TEMP. COEFFICIENT	±0.03% / °C (0 ~ 40°C)				
	VIBRATION	10 ~ 500Hz, 2G 10min./1cycle, period for 60min. each along X, Y, Z axes				
SAFETY & EMC (Note. 7)	SAFETY STANDARDS	ANSI/AAMI ES60601-1 / ES60601-1-11, TUV EN60601-1 / EN60601-1-11 approved				
	WITHSTAND VOLTAGE	I/P-O/P: 4KVAC				
	ISOLATION RESISTANCE	I/P-O/P:100M Ohms / 500VDC / 25°C / 70% RH				
	EMC EMISSION	Compliance to EN55011(CISPR11) class B, EN61000-3-2,3, FCC PART 15 class B				
	EMC IMMUNITY	Compliance to EN61000-4-2,3,4,5,6,8,11, EN55024, EN60601-1-2, EN61204-3 medical level, criteria A				
OTHERS	MTBF	372K hrs min. MIL-HDBK-217F(25°C)				
	DIMENSION	167*67*35mm (L*W*H)				
	PACKING	0.6Kg; 20pcs/13.0Kg/0.9CUFT				
CONNECTOR	PLUG	See page 2 ; Other type available by customer requested				
	CABLE	See page 2 ; Other type available by customer requested				
NOTE	<ol style="list-style-type: none"> <li>1. All parameters are specified at 230VAC input, rated load, 25°C 70% RH ambient.</li> <li>2. DC voltage: The output voltage set at point measure by plug terminal &amp; 50% load.</li> <li>3. Ripple &amp; noise are measured at 20MHz by using a 12" twisted pair terminated with a 0.1uf &amp; 47uf capacitor.</li> <li>4. Tolerance: includes set up tolerance, line regulation, load regulation.</li> <li>5. Line regulation is measured from low line to high line at rated load.</li> <li>6. Length of set up time is measured at first cold start. Turning ON/</li> <li>7. The power supply is considered as an independent unit, but the final equipment still need to re-confirm that the whole system complies with the EMC directives. For guidance on how to perform these EMC tests, please refer to "EMI testing of component power supplies." (as available on <a href="http://www.meanwell.com">http://www.meanwell.com</a>)</li> </ol>					

■ Derating Curve

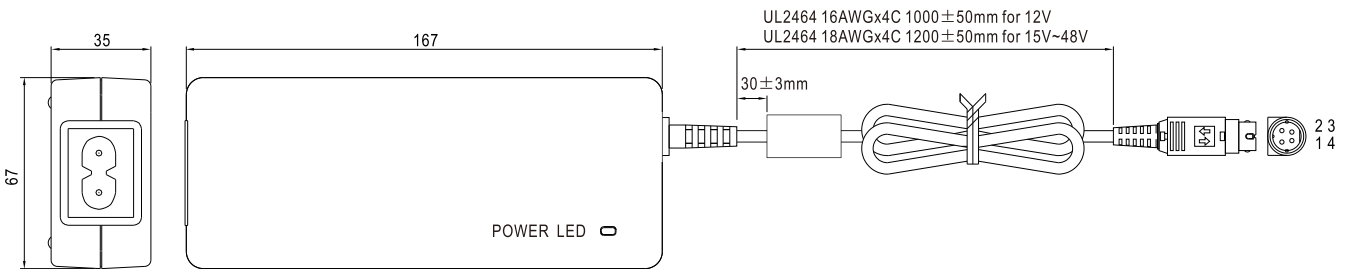


■ Static Characteristics



■ Mechanical Specification

Case No. Unit:mm



■ Plug Assignment

Standard plug (all models)

R7B		
	PIN NO.	OUTPUT
	1,4	+V
	2,3	-V

■ Installation Manual

Please refer to : <http://www.meanwell.com/webnet/search/InstallationSearch.html>